



Hello i attach the tool which is working better and with this tools and parameter you won't have any problem:

Table of rubber that we are using in cosentino:



Company: *proyectos y rocas ornamentales.*

Web: www.espacio-pro.com

Mails de contacto: pedidos@espacio-pro.com / proyectos@espacio-pro.com

Tlf: 916422881 / +34916422881

Person to Contact: Jorge Moreno



Bridge Saw: Tecnodiamant:

Rotation:

- Diameter 350 mm: 2200 rpm
- Diameter 400 mm: from 1500 -1900 rpm.

Diameter	Rotation	Speed (entry and exit)	Cut speed	speed to cut 45°	Max Speed
350mm	2000-2200 rpm	0,4 m/min	0,8 m/min	0,6 m/min	1 m/min
400 mm	1500-19000 rpm	0,4 m/min	0,8 m/min	0,6 m/min	1 m/min
White color	""	""	0,6	0,4	0,8

Reference and Contact:

PROVEEDOR : Tecnodiamant s.r.l.
LOGO:



SALES CONTACTS:
Central:
Via Ghiarola Vecchia 53/m
41042 Fiorano Modenese (MO) Italy
v.a.t. 02301500365
tel. +39 0536 832939
e-mail info@tecnodiamant.it
International:
See attached table

REFERENCE: Blade BO-R/2 COS.3 AL

- **Diameter 300 mm.** TDBOR2COS330026ALSTD. Segmented blade 300x10x2,6.
- **Diameter 350 mm.** TDBOR2COS335026ALSTD. Segmented blade segmentado 350x10x2,6
- **Diameter 400 mm.** TDBOR2COS340032ALSTD. Segmented blade 400x10x3,2.

OBSERVACIONES:
It can be provided any size and type of internal and external diameter





For CNC machine:

Drill: ADW

Parameter.

Rotation: 4000 rpm

Speed: 10 mm/min, after 3 o 4 drill you have to open the diamond.



TYPE OF WORK: Drilling.

MACHINERY: NUMERIC CONTROL.

TOOL: Specific drill but for DEKTON®.

SUPPLIER DETAILS



SALES: AGUILA DIAWERK,S.L

CONTACT: LATIN AMERICA: Vicente Àguila / vaquila@diawerk.com / Tel: +34 934.770.477

SPAIN: Jordi Àguila / jaquila@diawerk.com / Tel: +34 934.770.477

INTERNATIONAL/REST OF WORLD: Eugeni Fabregat / efabregat@diawerk.com / Tel:+34 934.770.477

**Router for CNC: Tecnodiamant**

Rotation: 5000 RPM

Speed: maximum 140-180 mm/min. We need to sharp each two sink.

DATOS DE PROVEEDOR

PROVEEDOR : Tecnodiamant s.r.l.
LOGO:



CONTACTO COMERCIAL:
Central:
Via Ghiarola Vecchia 53/m
41042 Fiorano Modenese (MO) Italy
v.a.t. 02301500365
tel. +39 0536 832939
e-mail info@tecnodiamant.it
Internacional:
Ver tabla adjunta

DATOS DE LA HERRAMIENTA

REFERENCIA:

Código	Descripción
6.FRE26L48	Fresa para Dekton de 30 mm, diámetro 26mm , longitud 48 mm, enganche 3/8 gas

**CONDICIONES DE USO Y RECOMENDACIONES**

CONDICIONES

- 4200 rpm y 200 mm/min para cualquier color de DEKTON®
- Es necesario el uso de altos caudales de agua de refrigeración y asegurar que se refrigera perfectamente la herramienta para conseguir una alta calidad de corte

TIPOS DE TRABAJO

- Disminuir la velocidad para trabajos con ángulos cerrados


OBSERVACIONES

- Esta herramienta desarrolla altas calidades de corte. El rendimiento en metros de corte es bajo.
- Para cortes rectos, realizar salidas en diagonal para evitar roturas del material. Posteriormente, terminar el corte empezando por el lado contrario por donde se ha comenzado.
- Es muy importante situar bien las ventosas para evitar vibraciones del material durante el trabajo.

País	Persona de contacto	Email	Teléfono
Brasil	Mr. Adriano Zobot	tecnodiamant@tecnodiamant.com.br	+55 4834328000
España	Mr. Pascual Membrado	tecnodiamant@yahoo.es	+34 964 550320
Italia y resto del mundo	Mr. Lorenzo Tagliani	info@tecnodiamant.it	+39 0536 832939
Polonia	Mr. Jarek Piotrowski	areamanager@tecnodiamant.it	+48 518918927
Portugal	Mr. Paulo Manaia	manaia.recambicer@gmail.com	+351 919738826
U.S.A.	Mr. Emilio Vozzolo	sales@gvservice.com	+1 2123438749



Very Important to support the back of the sink and if it is possible to put wedge (triangle part can be of Wood, i attach a picture). **Or if not we can put two suction cup.**



To insert the induction plate in the same level that the material or to calibrate the material:

SUPPLIER DETAILS

SUPPLIER: ADI S.p.A.
LOGO:



SALES CONTACT:
See attached table.

TOOL DETAILS

CODE: MT75020
REFERENCE: Sintered router for incremental cutting
diam. 20x15 1/2" gas fitting



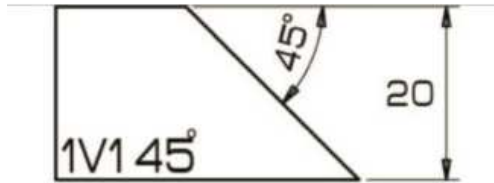
-Parameter:

This tool is not used to cut and it is particularly recommended for countersinking depths of 0.1 mm to 5 mm per turn. Working with rpm from 5500 to 7500 is recommended and with a feed rate of 75 to 150 mm/min is recommended.

Country	Company and address	Contact person	Phone
Italy and rest of world	ADI SPA. Via dell'Economia, 12/16. 36016 Thiene (VI).	Ms. Barbara Nosella nosella@aditools.com	0039-0445 360244



I attach also a new tools from ADI to cut 45 degree in CNC machine (45 router), we are starting to work with this in our Factory because we get a high quality, similar to Silestone and the cost is cheaper than in Cutting machine:



Pos	Type	Code	ED mm	ID mm
1	SEG	MT91027	120	82
2	C+S	MT91028	120	72
3	C+S	MT91029	120	72
4	C+S	PB123250	120	72
5	Exp	PB021569	110	60
6	Exp	PB021570	110	60
7	Exp	PB021571	110	60

You just need to buy the 3 first position (position 1, position 2 position 3).

Country	Company and address	Contact person	Phone
Italy and rest of world	ADI SPA. Via dell'Economia, 12/16. 36016 Thiene (VI).	Ms. Barbara Nosella nosella@aditools.com	0039-0445 360244





Manual drill from ADW:

Diameter: 20 mm and 35 mm: we have to sharp each three or four drill.

Reference: Dekton drill 35mm M-14 (it is for manual machine)

MANUAL MACHINE

TYPE OF WORK: Drilling

MACHINERY: Manual machine

TOOL: Manual drilling and suction pads

SUPPLIER DETAILS



SUPPLIER: AGUILA DIMWERK S.L

SALES CONTACT: LATIN AMERICA: **Vicente Águila** / vaguila@diawerk.com / Tel: +34 934.770.477

SPAIN: **Jordi Águila** / jaguila@diawerk.com / Tel: +34 934.770.477

INTERNACIONAL/REST OF WORLD: **Eugení Fabregat** / efabregat@diawerk.com / Tel:+34 934.770.477

TOOL DETAILS

REFERENCE: DEKTDOL BR Ø 35 **DIMENSIONS:** 35 mm diameter **OBSERVATIONS:** Inform the supplier of type of connection.

RECOMMENDATIONS AND CONDITIONS

CONDITIONS

The manual machine should rotate between 5000 and 6000 r.p.m.

needs to be kept cool every so often.

It is very important to sharpen the tool after 4 or 5 drills with abrasive paste or similar.

Then, slowly straighten the drill until in a vertical position. At this time, make small circular movements until the work is completed.

WORK

The water flow must be high and properly directed towards the drilling area to keep the material cool and achieve a good quality result. Pay attention that the manual machine has a continuous supply of water so that the product is kept cool. The blade of the knife

If you have problems securing the drill, make some holes in a material that can be used as a guide and place on Dekton with a clamp. Another option is to make a slight mark with a puncher and then use a drill to make a 5mm hole. Then, the drill recommended can be used with a guide.

If the drill is made directly on the material, approach the material at a 45° angle until a 3 mm notch is made.

OBSERVATIONS

The table and the piece being worked on should be well secured to prevent any movement during the work.



Manual Drilling: RUBI.

*If we want different diameter:

SUPPLIER DETAILS

SUPPLIER: Rubi

LOGO:



SALES CONTACT:
See attached table

TOOL DETAILS

REFERENCE: Broca diamante corte en seco

Size	Reference
6	05988
8	05989
10	05990
12	05991
20	04910
28	04911
35	04912
35 (Rosca 5/8" USA)	05987
43	04913
50	04914
60	04915
65	04916
68	04917
75	05992
Adaptador M14 taladro eléctrico	05976

OBSERVATIONS - Inform the supplier of type of coupling

- Parameter

Rotation: 10.000-14000 RPM:



Contact:



Spain	GERMANS BOADA, S.A	Sr. Javier Saiz	jsaiz@rubi.com	914 99 48 63
-------	-----------------------	-----------------	--	--------------



- Other staff from Rubi: Tank for water and guide when we are going to work in vertical place also from Rubi.



-Manual Blade:

<p>SUPPLIER: AGUILA DIAWERK,S.L. LOGO:</p>  <p>SALES CONTACT:: Spain: <i>Jordi Àguila</i> jaguila@diawerk.com; Tif: +34 934.770.477</p> <p>Latin America: <i>Vicente Àguila</i> vaguila@diawerk.com; Tif: +34 934.770.477</p> <p>International/rest of the world: <i>Eugeni Fabregat</i> efabregat@diawerk.com; Tif: +34 934.770.477</p>	<p>REFERENCE:</p> <table border="1"><thead><tr><th>Code</th><th>Description</th></tr></thead><tbody><tr><td>15377.ST00</td><td>DEKTOOL DISCO Ø 115 H:22,2 WET/DRY</td></tr><tr><td>15377.ST01</td><td>DEKTOOL DISCO Ø 115 M14 WET/DRY</td></tr><tr><td>15378.ST00</td><td>DEKTOOL DISCO Ø 125 H:22,2 WET/DRY</td></tr><tr><td>15378.ST01</td><td>DEKTOOL DISCO Ø 125 M14 WET/DRY</td></tr><tr><td>15379.ST00</td><td>DEKTOOL DISCO Ø 180 H:22,2 WET/DRY</td></tr><tr><td>15379.ST01</td><td>DEKTOOL DISCO Ø 180 M14 WET/DRY</td></tr></tbody></table> <p>DIMENSIONS: Ø 115-125-180 OBSERVATIONS: Possibility of attaching M14 aluminium strap.</p> 	Code	Description	15377.ST00	DEKTOOL DISCO Ø 115 H:22,2 WET/DRY	15377.ST01	DEKTOOL DISCO Ø 115 M14 WET/DRY	15378.ST00	DEKTOOL DISCO Ø 125 H:22,2 WET/DRY	15378.ST01	DEKTOOL DISCO Ø 125 M14 WET/DRY	15379.ST00	DEKTOOL DISCO Ø 180 H:22,2 WET/DRY	15379.ST01	DEKTOOL DISCO Ø 180 M14 WET/DRY
Code	Description														
15377.ST00	DEKTOOL DISCO Ø 115 H:22,2 WET/DRY														
15377.ST01	DEKTOOL DISCO Ø 115 M14 WET/DRY														
15378.ST00	DEKTOOL DISCO Ø 125 H:22,2 WET/DRY														
15378.ST01	DEKTOOL DISCO Ø 125 M14 WET/DRY														
15379.ST00	DEKTOOL DISCO Ø 180 H:22,2 WET/DRY														
15379.ST01	DEKTOOL DISCO Ø 180 M14 WET/DRY														



-Mate finish by hand:

MANUAL MACHINE



TYPE OF WORK: Matte finish
MACHINERY: Manual Machine.
TOOL: Brushes for matte finish.

SUPPLIER DETAILS



SUPPLIER: Tenax S.p.a.

SALES CONTACT: SPAIN AND PORTUGAL:
Mr. Miguel Fabregues
mfs@vime.com
Tlf: +34 609456450

NORTH AMERICA:
Mr. Filippo Emanuel
info@tenaxusa.com
Tlf: 001 704 583 1173

REST OF EUROPE:
Mr. Paolo Borgherini
tenaxceramica@tenaxceramica.it
Tlf: +39 0571 401482

SOUTH AMERICA:
Mr. Marcio Mathias
tenaxbr@tenaxbr.com.br
Tlf: +55 27 3038-7525

MIDDLE EAST:
Mr. Franco Favero
info@tenaxeurasia.com.tr
Tlf: +90 312 3947424

ASIA AND AUSTRALIA:
Mr. Paolo Borgherini
tenaxceramica@tenaxceramica.it
Tlf: +39 0571 401482

TOOL DETAILS

REFERENCE: Son necesarias 3 posiciones:

- 1.GRES LEVICASTE 100 FILIGRES gr.46
- 2.GRES LEVICASTE 100 FILIGRES gr.60
- 3.GRES LEVICASTE 100 AIRGRES gr.120
(position 1 can be omitted for light colours)

OBSERVATIONS: Inform the supplier of type of coupling and dimensions.



- Resin:

Mastidek Indoor: sold by Cosentino.

Mastidek outdoor: Sold by Cosentino.

Other option: Akemi

SUPPLIER: AKEMI		
LOGO:		
SALES CONTACT:		
REFERENCE:		
COLOUR	REFERENCIA AKEMI	ARTICLE NO. OF AKEMI
Ananke	Black CC 1040	47005
Arinae	White CC 1100	47011
Danae	Cream CC 1650	47066
Domoos	Black CC 1010	47002
Kadum	Brown CC 2050	47106
Keranium	Brown CC 2060	47107
Sirius	Black CC 1020	47003
Sirocco	Grey CC 1840	47085
Strato	Grey CC 1840	47085
Zenith	White CC 1130	47014

OBSERVATIONS:
- Adhesive only for **INDOOR** applications. Leave to polymerise for at least 30 minutes.

Akemi Platinum: Neutral color you add the color that you want:





- Manual water machine:
- Electric: there is different brand, Rubi is one of the most famous.



- Neumatic machine:



- Machine to cut little piece for the back of the kitchen: Rubi brand has also.





- Machine to cut piece for flooring: Large format cutting at work (maximum width 1200mm)

SUPPLIER DETAILS

SUPPLIER: Rubi

LOGO:



SALES CONTACT:

In annexed table

TOOL DETAILS

REFERENCE: TX-700 -N, TX-900-N y Tx-1200-N

OBSERVATIONS - Each specified reference indicates the maximum size that can be cut. Specific use only for Dekton thicknesses of 8 and 12 mm.



RECOMMENDATIONS AND CONDITIONS

CONDITIONS

The part must be well-supported to prevent movement during cutting.

WORK

Tool for dry work.

To make the cut, once the part is positioned and leveled, pass the roller one sole time in the direction of the cut to be made. To separate parts, apply pressure to their edge with the lever.

OBSERVATIONS

Cuts may be cut angularly and longitudinally.

Interchangeable rollers of different sizes and diameters may be used according to the thickness of the part and finish.

The cut is clean and generates no dust.



How we should packet the countertop to not have problem. We advise to do bevel in the back part of the countertop and also in the hole of cooking place.







We are in contact whatever you need just writing to me.

- Email:

jfaran@cosentino.com

- Phone:

+34 630934809.

Kind Regards: José Fernando.